



Church of God of Prophecy

(UK Trust)

Financial Statement

for the year to

31st March 2019



Income and Expenditure Account

	2019 £'000	2018 £'000
General income	4,169	3,911
Donated property	-	95
<i>Total income</i>	4,169	4,006
Total expenditure	(3,721)	(3,543)
Depreciation	(280)	(276)
Revaluation of property for sale	-	(5)
Investment property revaluation	-	94
Net movement in funds	168	276



Statement of Financial Position

	2019 £'000	2018 £'000
Tangible assets (cost)	9,477	9,156
Investment property	1,099	1,099
	10,576	10,255
Properties held for sale	275	275
Debtors	111	175
Cash at bank	3,010	3,015
	3,396	3,465
Bank debt	(568)	(629)
Other liabilities	(524)	(379)
	(1,092)	(1,008)
NET FUNDS	12,880	12,712



Statement of Financial Position

	2019 £'000	2018 £'000
Tangible assets (cost)	9,477	9,156
Investment property	1,099	1,099
	10,576	10,255
Properties held for sale	275	275
Debtors	111	175
Cash at bank	3,010	3,015
	3,396	3,465
Bank debt	(568)	(629)
Other liabilities	(524)	(379)
	(1,092)	(1,008)
NET FUNDS	12,880	12,712



Audit Feedback

- Audit opinion on financial statements
- Feedback on internal systems and processes
 - Church visits
 - Key areas include Gift Aid, expenses and bank accounts
 - Importance of compliance with Local Church Finance Manual
 - Detailed report to National Finance Committee
 - Support for National Finance Team to assist good governance



Analysis of Income and Expenditure

for the

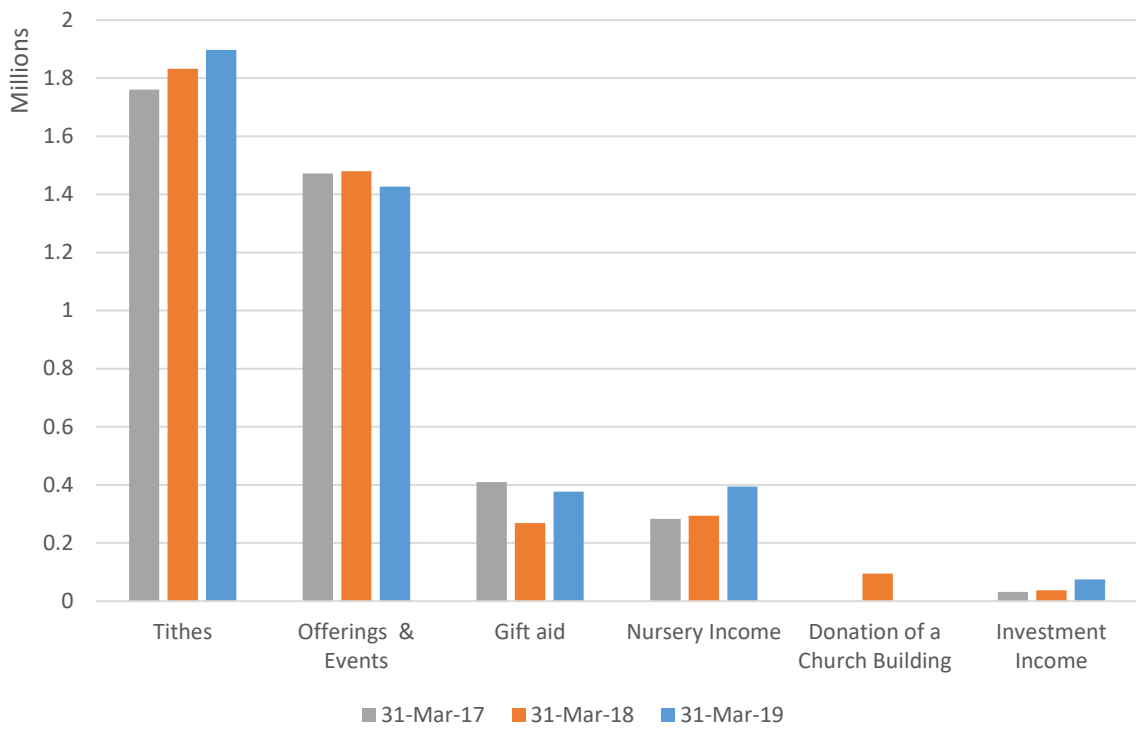
Financial Year 31st March 2019

Analysis of Income		
	31-Mar-19	31-Mar-18
	£'000	£'000
Tithes	1,897	1,832
Offerings & Events	1,427	1,479
Gift aid	377	269
Nursery Income	394	294
Donation of a Church Building	0	95
Investment Income	75	37
	4,170	4,006

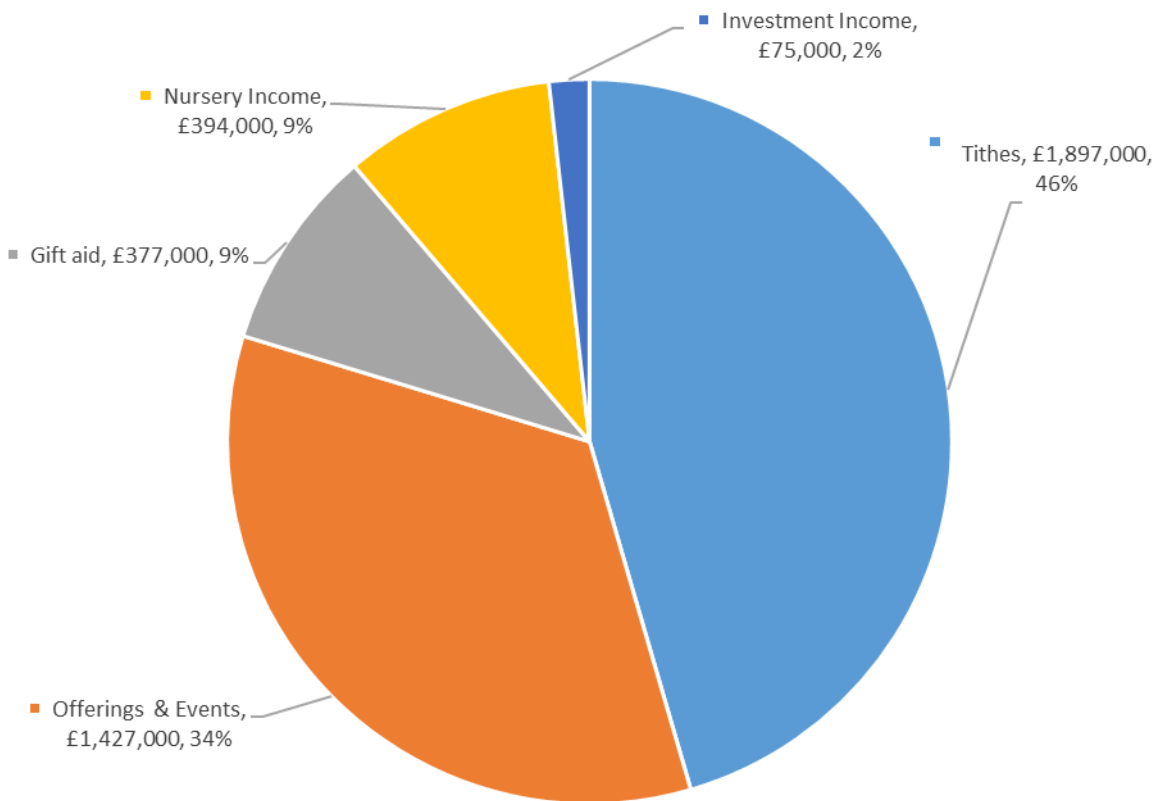
Analysis of Expenditure		
	31-Mar-19	31-Mar-18
	£'001	£'000
Staff Costs	1,351	1,272
Property Costs	184	166
Property Loan Interest	45	33
Motor Vehicle / Travel Costs	162	202
Property Repairs & Maintenance	338	291
Equipment Repairs & Maintenance	52	45
Events & Other Activities	820	831
Social Action	35	47
Training & Seminars	173	165
Mission	124	156
Nursery Costs	400	286
Depreciation	265	274
Bad & Doubtful Debts	0	0
Governance	52	51
	4,001	3,819

Analysis of Expenditure		
	31-Mar-19	31-Mar-18
	£'000	£'000
Analysis of Expenditure		
Worship & other Ministries	1,172	1,135
Discipleship	393	355
Social Action	167	160
Stewardship	1,517	1,525
Mission	300	307
Nursery	401	286
Governance	52	51
	4,002	3,819

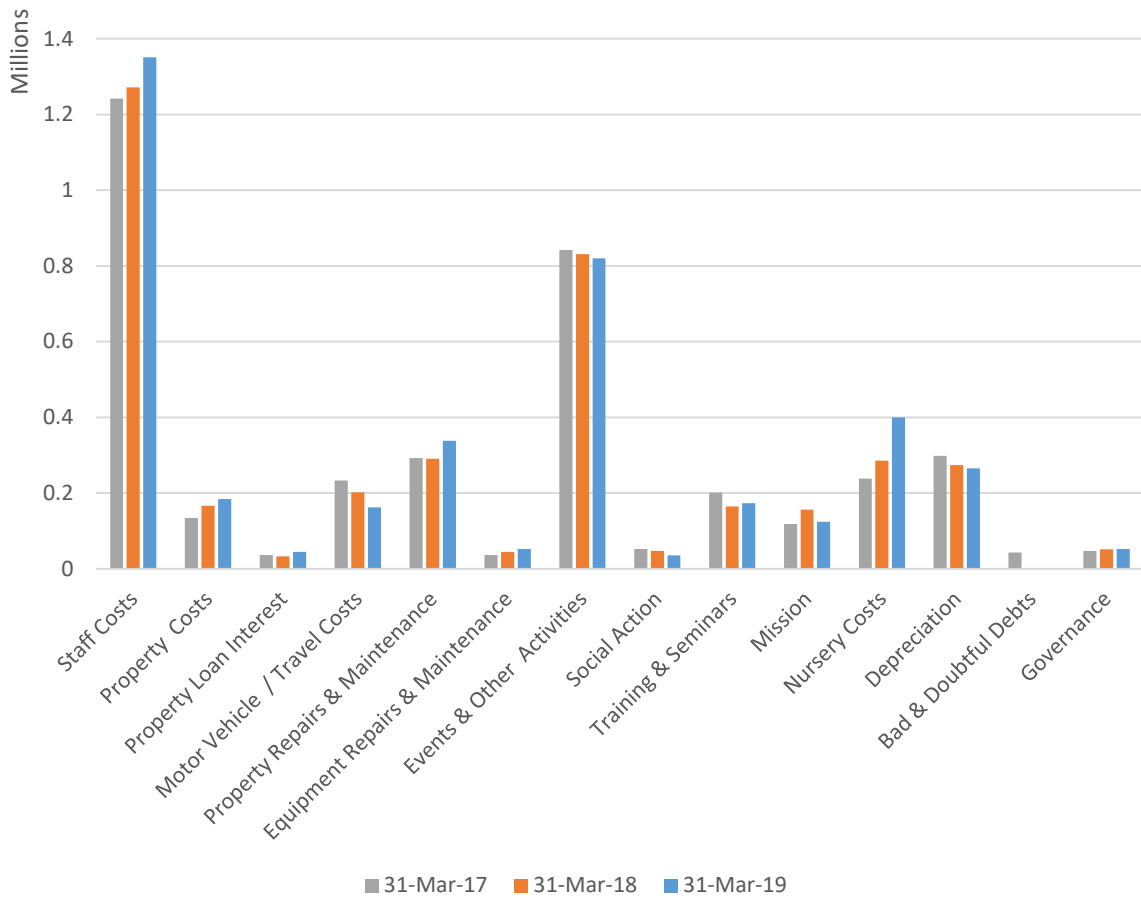
Analysis of Income 31-Mar-19



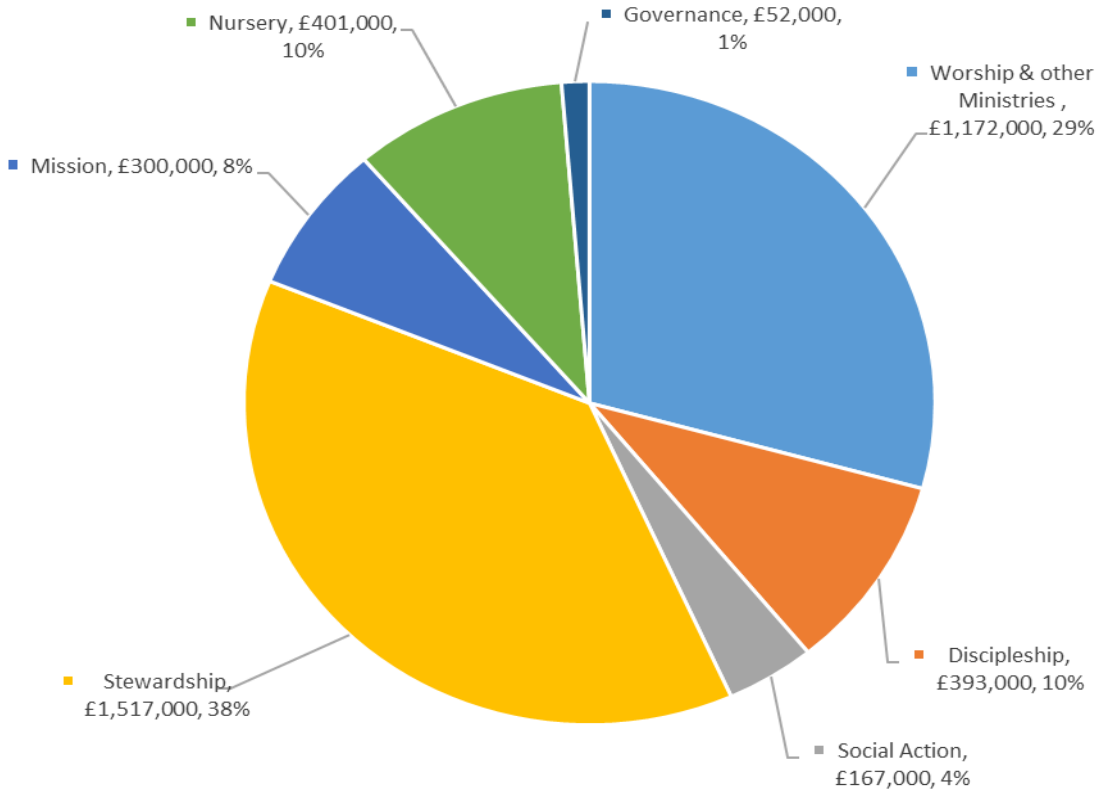
Analysis of Income 31-Mar-19



Analysis of Expenditure to 31-Mar-19



Analysis of Expenditure 31-Mar-19



Notes